

Frogmouth Filter

CODE: FMFILTER

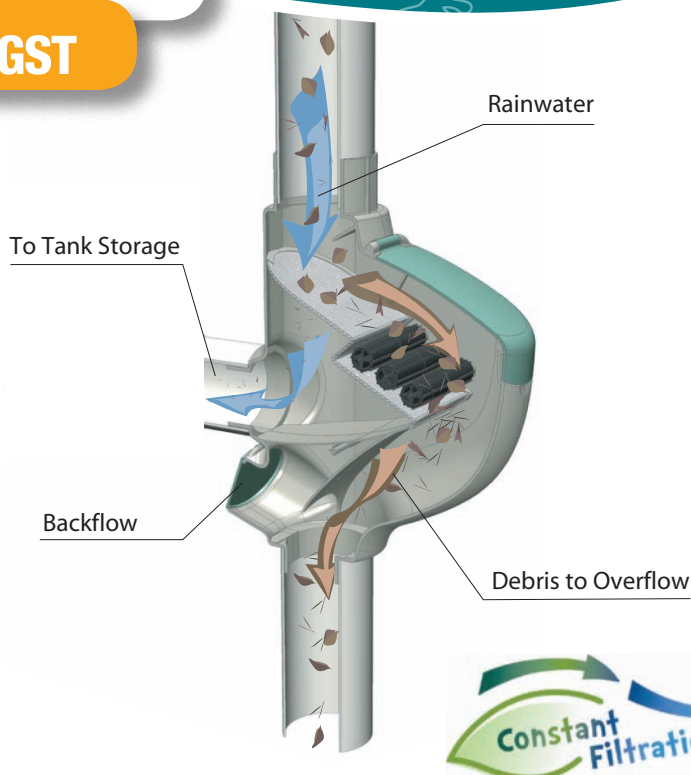
\$87 inc GST

The Frogmouth is a first stage filter that through its unique low maintenance design, removes leaves and gutter debris. It is fully closed, protecting the rainwater storage from mosquitoes and restricting light from entering that helps to reduce algae growth.



Frogmouth Overview

- Rainwater from the roof enters the filter from the down pipe, passes through the mosquito proof stainless steel mesh and into the storage tanks.
- Dirt, leaves, moss and other debris from the roof is diverted by the mesh and unique roller system in the filter directly to the storm water system.
- In the event of storm water being forced back up into the filter, this contaminated water is trapped in the lower chamber of the filter and expelled via the lower flap. Once the water pressure drops, the flap closes sealing the filter from birds, pests and vermin.
- When the storage tanks are filled, excess water is prevented from entering the tanks and is diverted by the filter into the storm water drain.
- Normally one Frogmouth would be used on 100 square meters of roof collection area. On larger roof areas two Frogmouth filters are used entering from each end of the tank.



Frogmouth Features

- Storm water back flow prevention inbuilt – prevents contamination of tank contents
- High performance, stainless steel, 2 stage filtration system.
- 90mm high water flow connectors
- Rugged ASA plastic construction

Frogmouth Benefits

- Closed filter system protects rainwater storage from dirt, leaves, moss, vermin, mosquitoes and other debris
- Easy to install, just cut and glue
- Fits to most tank systems
- Requires minimum cleaning



Basic Specifications

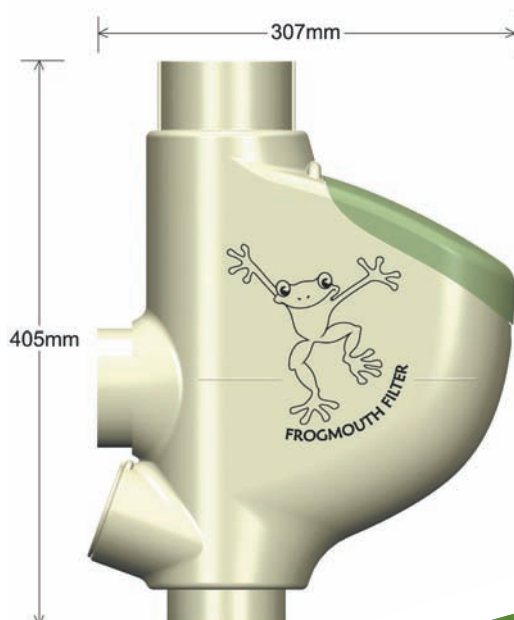

- Pipe Connections: 90mm round

Warranty Policy

- 12 month warranty

Frogmouth Dimensions

- Width: 307mm
- Height: 405mm
- Depth: 116mm



Frequently Asked Questions

Q: Do I need to clean the filter out?

A: Although the filter has been designed to divert all debris to the storm water, it is recommended that you check the filter and clean it periodically.

Q: How does the Frogmouth filter connect to my down pipe?

A: Depending on the size and shape of your down pipe you may need converters to 90mm round pipe and PVC pipe glue.

Q: How do I add a back flow system to the Frogmouth filter?

A: You do not need to. When the tank is full it diverts the overflow back into the storm water.

Silvan H₂O Pty Ltd – Victoria Head Office

244-264 Greens Road
Dandenong South Vic 3175
PO Box 4453 Dandenong South Vic 3164
Telephone: (03) 9215 2795
Facsimile: (03) 9215 2796
Email: sales@silvanh2o.com.au
Contact: Alan McAughtry

Silvan H₂O Pty Ltd – Queensland

Unit 5, 25 Industrial Crescent
Willawong QLD 4110
Telephone: (07) 3213 1500
Facsimile: (07) 3711 7029
Contact: Mark Higgins

Silvan H₂O Pty Ltd – Western Australia

12 Cressall Road
Balcatta WA 6021
Telephone: (08) 6241 0900
Facsimile: (08) 9240 1832
Contact: Nick Dicembre

Silvan H₂O Pty Ltd – New South Wales

47 Power Street
St Mary's NSW 2760
Telephone: (02) 9833 0111
Facsimile: (02) 9833 0100
Contact: Glen Gardiner

For further information contact
your nearest Silvan H₂O office
or go to www.silvanh2o.com.au

Silvan H₂O
Smarter rainwater systems